221 Series LEVER-NUTS® Inline Splicing Connector

Connect All Conductor Types Without Tools

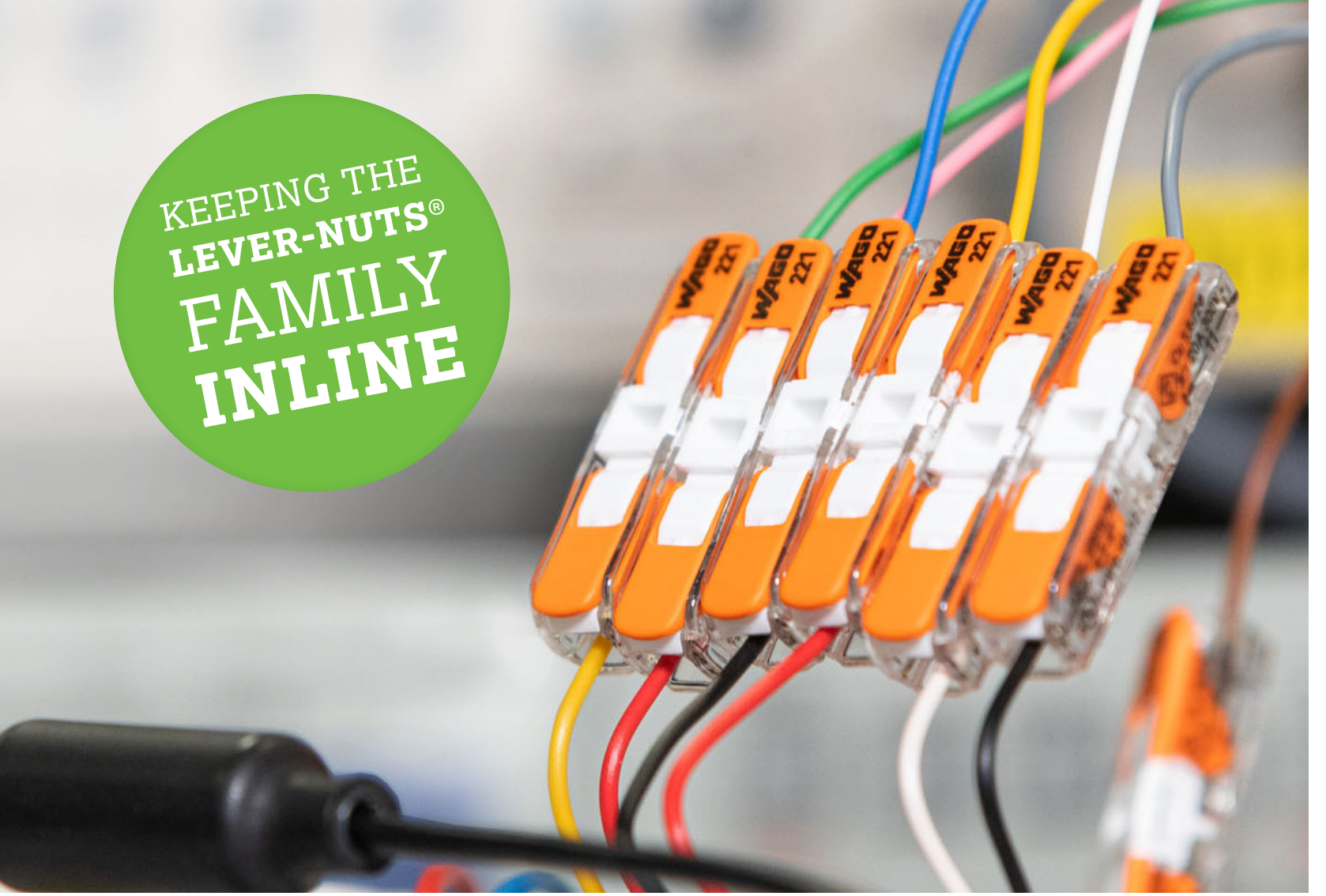

LEVER-NUTS® Inline Splicing Connector

Slim Design and Tool-Free Terminations

The new 221 Series Inline Splicing Connector with levers combines all the trusted advantages of the 221 Series Splicing Connectors in a slim design. Offering unsurpassed simplicity, speed and reliability, the 221 Series provides universal conductor connections – with lever technology that eliminates tools – while offering a visibly secure conductor contact.

Where multiple poles are required, optional adapters provide completely modular mounting. Get the flexibility of having up to five fixed-position poles in one adapter (with or without strain relief) for adhesive, tie-on or suspended mounting or placed on a DIN Rail with a screw or snap-in Mounting foot.

Your Benefits:

- Connecting solid, stranded & fine-stranded conductors from 12 to 20 AWG in the feedthrough direction
- Slim design minimizes dimensions for installation in tight spaces
- Tool-free connection and disconnection thanks to convenient lever technology
- Choosing between fixed-position installation & multi-pole installation with an adapter

Technical Specifications

Inline Splicing Connectors with Levers

Item Number	221-2401
Designation	Max. 12 AWG / 4 mm²
Color	Transparent housing, white cover

Approvals

EN 60998	
Cross sectional area	solid: 0.2 … 4 mm²
	stranded: 0.2 … 2.5 mm²
	fine-stranded: 0.34 … 4 mm²
Nominal current	32 A
Nominal voltage	450 V

UL 486C	
Cross sectional area	20 … 12 AWG, solid
	18 … 12 AWG, stranded
Nominal current	20 A
Nominal voltage	600 V

PSE JET	
Cross sectional area	Ø 1.6; Ø 2.0 mm
Nominal current	20 A
Nominal voltage	300 V

SCAN HERE
TO ORDER A SAMPLE

Accessories

Mounting Carrier with Strain Relief				Mounting Carrier without Strain Relief			
							
For Screw Mount		With Snap-In Foot		For Screw Mount		For Snap-In Foot	
1-way	221-2501	1-way	221-2511	1-way	221-2521	1-way	221-2531
2-way	221-2502	2-way	221-2512	2-way	221-2522	2-way	221-2532
3-way	221-2503	3-way	221-2513	3-way	221-2523	3-way	221-2533
4-way	221-2504	4-way	221-2514	4-way	221-2524	4-way	221-2534
5-way	221-2505	5-way	221-2515	5-way	221-2525	5-way	221-2535

Item Number	Designation	Compatibility	Application	Width
209-120	Mounting foot	for DIN-35 rail	Snap on carrier with snap-in mounting foot	6.4 mm
209-123	Mounting foot with screw	for DIN-35 rail	Screw on carrier with mounting flange	6.4 mm
209-119	Mounting screw	for mounting foot (209-120)		
209-1115	Mounting foot	for DIN-15 rail	Snap on carrier with snap-in mounting foot	6.4 mm
209-1116	Mounting foot with screw	for DIN-15 rail	Screw on carrier with mounting flange	6.4 mm

WAGO Corporation
N120 W19129 Freistadt Road
Germantown, Wisconsin 53022
Telephone: 800 / DIN Rail (346-7245)
Fax: 262 / 255-3232
info.us@wago.com
www.wago.us

Canada
WAGO Canada, Inc.
1550 Yorkton Court, Unit 1
Burlington, ON L7P 5B7
Telephone: (888) WAGO-221 (924-6221)
www.wago.ca

Mexico
WAGO Corporation
Queretaro
Tel. 001/800/309/5975
+ 52/442/221/5946
Fax + 52/442/221/5063
www.wago.mx

WAGO is a registered trademark of WAGO Verwaltungsgesellschaft mbH.
"Copyright – WAGO Kontakttechnik GmbH & Co. KG – all rights reserved. The content and structure of the WAGO Websites, catalogs, videos, and other WAGO media are subject to copyright. The dissemination or changing of the content of these pages and videos is not permitted. Furthermore, the content may neither be copied nor made available to third parties for commercial purposes. Also subject to copyright are the images and videos that were made available to WAGO Kontakttechnik GmbH & Co. KG by third parties."

MM-60499731 0888-0832/0000-0407- 000 FLYER INLINE SPLICING CONNECTOR 1.0 US - 2/2022-00 - Printed in the United States - Subject to changes